

# How to Have a Smooth Transition to Kindergarten

*Your child may have just started preschool, but soon it will be time to get ready for kindergarten! Use this guide to prepare for the transition to kindergarten.*

## Prekindergarten Year

- Build good attendance habits.
- Have a backup transportation plan to be sure your child can get to school.
- Regularly ask your child about their school day.
- Read all materials the school sends home.
- Ask a teacher or school staff member how to get involved at your child's school!

## January - February

Contact your district's Early Childhood department or your child's future elementary school for information on how to register your child for kindergarten and any upcoming kindergarten events.



## March - May

Take the required documents to the school to complete the enrollment process:

- Birth certificate
- Social Security Card (if available)
- Florida Physical HRS form supplied by a doctor (must be within one year of school start date)
- Florida Immunization Record on HRS hard card supplied by a doctor
- Two forms of verification of address that prove where you live but are NOT your driver's license or state-issued ID card (for example, a utility bill, lease or a contract to purchase a home)





## May - August

- Help your child develop independence by practicing self-help skills (e.g., buttons/unbuttons, buckles/unbuckles, zips, snaps, laces shoes, fastens tabs). See the tip sheet "What Your Child Needs to Know to be Ready for Kindergarten."
- Visit a local library with your child to read and check out books about starting kindergarten. See the Transition to Kindergarten Booklist for a list of suggested book titles.

## Two weeks before school starts

- Talk with your child about what to expect during the school day and about making new friends.
- Start an evening "going-to-bed" routine and a morning "getting-ready" routine.
- If your child will bring a lunch or snack, practice opening and closing food containers and bags.

## One week before school starts

- Plan to attend a back-to-school event to learn more about the school's kindergarten program and to meet your child's teacher.
- Speak with the school nurse and your child's teacher if your child has allergies, dietary restrictions or special needs.
- Practice walking from the school drop-off to the classroom with your child to develop confidence.
- Help your child lay out their clothes and backpack to get ready for their school routine.

## First day of school!

- Allow plenty of time to get ready and travel to school.
- Make sure your child and their teacher know how the child will be getting home.
- Have fun and celebrate the first day of kindergarten together!







# My New School Scavenger Hunt

*Instructions: It's time for an adventure around your new school!*

*Fill in the answers as you find each place.*

You're in kindergarten now, there's a lot to be excited about.  
Start the scavenger hunt, your family can help out!



Here's where cars, buses and bicycles go,  
At the beginning and end of each school day.  
Do you know?

---



If you're just visiting or new to our school,  
Stopping by this room at the front is really cool.

---



What's the difference between dinner and lunch?  
One happens at school where together we munch.

---



After visiting this place, always plan,  
To go to the sink and wash your hands.

---



If you feel a tummy ache or fall and scrape your knee,  
Go see the school nurse here as quick as can be.

---



Jump and swing at this place we play,  
Every day here is a wonderful day.

---



Where is the room we learn the most each day?  
Your teacher is here to help you succeed, hooray!

---



Sing songs, play drums, be very dramatic,  
In this room you can create musical magic.

---



Books are terrific and full of much cheer,  
Science fiction, mystery and nonfiction are found here.

---





OPTIONAL PAGE INSTRUCTIONS:

Click within these fields to add the text. You can add up to nine more custom hints.

Copy answer line above

Click within the gray box to the left of the hint to select and insert an image from your computer.

Delete all the text you don't want to print, including these instructions.

Unused boxes will not print.



## Transition to Kindergarten

# Educator Practices for Successful Transitions to Kindergarten

The move from an early learning program to kindergarten is a major transition for young children and their families. Research shows that a smooth and successful transition to kindergarten is strongly linked to children's academic and social success in the school years to follow. The more transition practices are implemented, the better the transition process goes. This list offers research-based activities, organized by four Points of Connection, for educators to implement in the days, weeks, and months leading up to and following the start of kindergarten.

## Point of Connection

### Transition Activities

#### Child-School

- Participate in a spring or summer kindergarten orientation for children and their families.
- Organize visits to kindergarten classrooms, and visits from kindergarten teachers.
- Bring children to attend events at the receiving elementary school.
- Have children practice kindergarten routines—such as lining up, putting on backpacks, or carrying lunch on a tray—in the early learning setting.
- Incorporate familiar activities or routines from the early learning setting into the kindergarten year.
- Encourage kindergarten support staff to visit future students in their early learning settings.
- Help make connections between children and families who will attend the same receiving elementary school.
- Establish a “buddy system” between children who will be entering kindergarten and students who are currently in kindergarten.
- Provide children with books and interactive materials about kindergarten in the months leading up to the transition, including materials that children can take home to share with their families.
- Encourage families to have discussions and read with their child about kindergarten.
- Stay in contact with children and families formerly enrolled in Head Start. Visit them in their elementary school setting, and encourage them to visit the Head Start program.



## Point of Connection

### Family–School

## Transition Activities

- Participate in a spring or summer kindergarten orientation for children and their families. Invite families of children who have previously attended kindergarten to come talk about their transition experiences and tips.
- Arrange for families of children who are dual language learners to receive kindergarten information and registration materials in their home language(s), and provide support for completing registration forms and enrollment requirements.
- Contact families in person or by phone in the days or weeks prior to the start of the new school year. Prepare questions for families, and invite families to ask questions.
- Participate in orientation events for children and families before and during the beginning of the kindergarten year, to build relationships with children and their families in the new learning setting.
- Identify the preferred communication methods of individual families.
- Determine the level of support needed for individual families. In some cases, facilitating family engagement may require providing only basic program information, while other families may benefit most from regular home visits, phone calls, home learning activity ideas, or other individualized supports.
- Establish a primary point of contact for families, and communicate regularly throughout the school year, with extra frequency in the beginning of the year.
- Meet with families in person periodically.
- Collaborate with families around any specific transition issues that arise for their child.
- Ensure that child data is accessible to families, and that families have opportunities to contribute information about their child.
- Provide families with information about community resources, such as health screenings, library story times, meal programs, and other services.
- Encourage families to do learning games and activities at home to prepare for kindergarten, and provide resources in their home language(s).
- Invite families to participate in the learning setting and in program-wide or school-wide events.
- Provide opportunities for families to help plan events or activities, and to offer feedback on events and activities they participate in.
- Send letters, program information, and other helpful resources to families in their home language(s).
- Provide families with tips and other resources about how they can support their child through the kindergarten transition.





## Point of Connection

### Transition Activities

#### Program–School

- Participate in joint professional development opportunities for education staff from Head Start programs and kindergarten classrooms.
- Participate in meetings between Head Start and kindergarten educators to discuss and coordinate:
  - strengths-based child data
  - special information for supporting individual children and their families
  - classroom routines and procedures
  - learning standards, instruction, and assessment
- Visit the learning settings of partner schools and programs.
- Collaborate to develop common routines and language used in early learning and kindergarten classroom settings.

#### Community–School

- Engage in joint events and partnership activities between Head Start programs and receiving elementary schools.
- Tell families about literacy opportunities offered in the community, such as library story times or language learning services.
- Identify and partner with organizations in the community—such as medical offices, grocery stores, libraries, popular restaurants, or meal programs—that could offer resources for families, children's books, or activities about kindergarten.
- Participate in community efforts or events about school readiness and kindergarten—such as story time, school playground gatherings, or school supply drives.
- Join the local kindergarten transition task force, together with families, other educators, leadership, and community members, to coordinate kindergarten transition efforts.
- Support research-based policies related to the kindergarten transition.
- Identify and promote the community's hopes and expectations for children.



This document was developed with funds from Grant #90HC0012 for the U.S. Department of Health and Human Services, Administration for Children and Families, Office of Head Start, and the Office of Child Care by the National Center for Early Childhood Development, Teaching, and Learning. This resource may be duplicated for noncommercial uses without permission.

Fall 2019



## Transition to Kindergarten

### Educator Practices for Successful Transitions to Kindergarten

The move from an early learning program to kindergarten is a major transition for young children and their families. Research shows that a smooth and successful transition to kindergarten is strongly linked to children's academic and social success in the school years to follow. The more transition practices are implemented, the better the transition process goes. This list offers research-based activities, organized by four Points of Connection, for educators to implement in the days, weeks, and months leading up to and following the start of kindergarten.

#### Point of Connection

#### Transition Activities

##### Child-School

- Participate in a spring or summer kindergarten orientation for children and their families.
- Organize visits to kindergarten classrooms, and visits from kindergarten teachers.
- Bring children to attend events at the receiving elementary school.
- Have children practice kindergarten routines—such as lining up, putting on backpacks, or carrying lunch on a tray—in the early learning setting.
- Incorporate familiar activities or routines from the early learning setting into the kindergarten year.
- Encourage kindergarten support staff to visit future students in their early learning settings.
- Help make connections between children and families who will attend the same receiving elementary school.
- Establish a “buddy system” between children who will be entering kindergarten and students who are currently in kindergarten.
- Provide children with books and interactive materials about kindergarten in the months leading up to the transition, including materials that children can take home to share with their families.
- Encourage families to have discussions and read with their child about kindergarten.
- Stay in contact with children and families formerly enrolled in Head Start. Visit them in their elementary school setting, and encourage them to visit the Head Start program.

## Point of Connection

### Transition Activities

#### Family-School

- Participate in a spring or summer kindergarten orientation for children and their families. Invite families of children who have previously attended kindergarten to come talk about their transition experiences and tips.
- Arrange for families of children who are dual language learners to receive kindergarten information and registration materials in their home language(s), and provide support for completing registration forms and enrollment requirements.
- Contact families in person or by phone in the days or weeks prior to the start of the new school year. Prepare questions for families, and invite families to ask questions.
- Participate in orientation events for children and families before and during the beginning of the kindergarten year, to build relationships with children and their families in the new learning setting.
- Identify the preferred communication methods of individual families.
- Determine the level of support needed for individual families. In some cases, facilitating family engagement may require providing only basic program information, while other families may benefit most from regular home visits, phone calls, home learning activity ideas, or other individualized supports.
- Establish a primary point of contact for families, and communicate regularly throughout the school year, with extra frequency in the beginning of the year.
- Meet with families in person periodically.
- Collaborate with families around any specific transition issues that arise for their child.
- Ensure that child data is accessible to families, and that families have opportunities to contribute information about their child.
- Provide families with information about community resources, such as health screenings, library story times, meal programs, and other services.
- Encourage families to do learning games and activities at home to prepare for kindergarten, and provide resources in their home language(s).
- Invite families to participate in the learning setting and in program-wide or school-wide events.
- Provide opportunities for families to help plan events or activities, and to offer feedback on events and activities they participate in.
- Send letters, program information, and other helpful resources to families in their home language(s).
- Provide families with tips and other resources about how they can support their child through the kindergarten transition.

## Point of Connection

### Transition Activities

#### Program–School

- Participate in joint professional development opportunities for education staff from Head Start programs and kindergarten classrooms.
  - Participate in meetings between Head Start and kindergarten educators to discuss and coordinate:
    - strengths-based child data
    - special information for supporting individual children and their families
    - classroom routines and procedures
    - learning standards, instruction, and assessment
  - Visit the learning settings of partner schools and programs.
  - Collaborate to develop common routines and language used in early learning and kindergarten classroom settings.
- 
- #### Community–School
- Engage in joint events and partnership activities between Head Start programs and receiving elementary schools.
  - Tell families about literacy opportunities offered in the community, such as library story times or language learning services.
  - Identify and partner with organizations in the community—such as medical offices, grocery stores, libraries, popular restaurants, or meal programs—that could offer resources for families, children's books, or activities about kindergarten.
  - Participate in community efforts or events about school readiness and kindergarten—such as story time, school playground gatherings, or school supply drives.
  - Join the local kindergarten transition task force, together with families, other educators, leadership, and community members, to coordinate kindergarten transition efforts.
  - Support research-based policies related to the kindergarten transition.
  - Identify and promote the community's hopes and expectations for children.



# What Your Child Needs to Know to be Ready for Kindergarten

Make the most of the time before kindergarten by using the *Florida Early Learning Standards: 4 Years Old to Kindergarten*. This quick reference sheet can be used as a guide as you help prepare your child for kindergarten success and beyond. This list contains suggested skills or abilities, but should not be considered fully comprehensive of all possible skills and abilities a five-year-old child should possess.

## Social and Emotional Development



- Recognizes and responds with compassion when peers are upset
- Can communicate feelings and emotions
- Has positive relationships with peers and adults
- Plays well with others
- Can problem solve with peers and adults
- Can describe personal characteristics (e.g., hair color, age, gender)

## Social Studies



- Identifies themselves as an individual and how they are different from others
- Understands the use of rules within the family and classroom
- Understands the use of geographic resources (e.g., globes, maps or GPS)
- Understands the role of community workers

## Physical Development



- Demonstrates physical play, direction and spatial awareness (e.g., running, jumping, balancing, riding a tricycle)
- Eats and drinks without assistance
- Attends to personal hygiene

## Creative Expression Through the Arts




- Enjoys participating in musical activities (e.g., dance, singing, planning instruments)
- Uses drawing, painting, or other form of art to express thoughts, feelings, and experiences.

## Approaches to Learning




- Demonstrates curiosity, eagerness and persistence to a task
- Shows creativity, inventiveness, reflection and planning for a new task

## Language and Literacy




- Communicates clearly with peers and adults
- Listens for personal understanding
- Follows two-step directions
- Speaks clearly, in complete sentences
- Continually increasing the understanding and use of new vocabulary words
- Uses age-appropriate grammar (e.g., *possessive pronouns, plurals, past tense*)
- Continually uses extended sentences
- Ask and answers questions
- Enjoys looking at and reading books, both independently and with others
- Understands how to care for a book
- Can retell a story
- Can identify letters
- Can separate compound words into two separate words
- Can combine two words to create a new compound word
- Can separate or combine syllables and words
- Names most letters (*upper case and lower case*)
- Can write own name

## Scientific Inquiry



- Recognized sets of objects without counting (*subitizing*)
- Counts to 31
- Manipulates sets (*counting objects, separating and combining sets*)
- Creates simple patterns using different objects
- Can identify, describe and create basic shapes (*circle, square, rectangle and triangle*)
- Uses terms such as *besides, below, next to, behind and under to describe the location of an object*
- Identifies and utilizes all five senses
- Uses various technologies to support exploration and learning
- Understands the difference between and observes living things and non-living things
- Makes predictions about how an environment can change an object (e.g., *water, wind, temperature*)

## Mathematical Thinking







# READY FOR Kindergarten SUCCESS

SCHOOL YEAR CALENDAR



DIVISION OF  
**Early Learning**  
LEARN. LAUGH. LEAP FOR LIFE.

**PreK-K** Florida Transition to  
Kindergarten



## HOW TO USE THIS RESOURCE

**The transition to kindergarten is an exciting and important time in a young child's life.**

This calendar is full of fun, easy activities that will help your child prepare for kindergarten. Each month has learning tips, activities and games based on Florida's Early Learning Standards. You can complete activities on the suggested days or as they suit your family's schedule.

Have fun, get creative, and use this calendar to make the transition to kindergarten an enjoyable journey for both you and your child.

For more kindergarten readiness resources, visit  
[floridaearlylearning.com/vpk/families/transition-to-kindergarten](http://floridaearlylearning.com/vpk/families/transition-to-kindergarten)



# Different activities in the calendar target each domain of Florida's Early Learning and Developmental Standards



## PHYSICAL DEVELOPMENT

General health and development of physical skills involving large and small muscles



## MATHEMATICAL THINKING

The ability to think about relationships between objects, numbers, shapes, sizes, weights and other concepts



## APPROACHES TO LEARNING

Attitudes, behaviors and learning styles



## SCIENTIFIC INQUIRY

The ability to explore the environment using the five senses, connecting what is observed to science concepts and asking questions



## SOCIAL & EMOTIONAL DEVELOPMENT

The ability to establish and maintain positive relationships with others



## SOCIAL STUDIES

The ability to learn about people and the community



## LANGUAGE & LITERACY

The ability to understand words, learn to talk and learn about books and reading



## CREATIVE EXPRESSION THROUGH THE ARTS


The ability to engage in dance, song, music, dramatic play and art to express ideas and feelings


















19

Help your child make hot chocolate for family or friends.

# December 2022

Learning to Write | Does your child know their ABCs?



SUNDAY	MONDAY	TUESDAY	WEDNESDAY	THURSDAY	FRIDAY	SATURDAY
				 <b>1</b> ESTABLISH A READING ROUTINE Read to your child every night from recommended book titles in the Preschool Booklist.	 <b>2</b> ACTIVITY TIME Have your child draw a self-portrait and write his or her first name on the next page, referencing the ABCs.	<b>3</b>
 <b>4</b> Have your child use water and a paint brush to write their name or different letters on a sidewalk or driveway.	<b>5</b>	 <b>6</b> Read a favorite holiday book with your child.	<b>7</b>	 <b>8</b> Help your child practice writing his or her last name using shaving cream on a tray.	<b>9</b>	 <b>10</b> Have your child practice writing their first and last name. Ask "Which has more letters?"
<b>11</b>	 <b>12</b> LIBRARY VISIT DAY! Find a book about winter.	<b>13</b>	 <b>14</b> Talk with your child about your family's holiday traditions.	<b>15</b>	 <b>16</b> Give your child a ball to bounce. Count to see how many times the ball can bounce in 1 minute.	<b>17</b>
 <b>18</b> Help your child practice writing all the letters of the alphabet.	 <b>19</b> Help your child make hot chocolate for family or friends.	<b>20</b>	 <b>21</b> FIRST DAY OF WINTER Take your child for a walk outside. Look for signs of winter in plants, trees and wildlife.	<b>22</b>	<b>23</b>	 <b>24</b> CHRISTMAS EVE Sing holiday songs together.
 <b>25</b> CHRISTMAS DAY Go for a walk or drive and count the number of houses that have holiday decorations.	 <b>26</b> Talk to your child about being grateful for family and friends. Ask "How can we show we're grateful?"	<b>27</b>	 <b>28</b> Use glue, leftover ribbon and wrapping paper to make a collage.	<b>29</b>	 <b>30</b> Let your child practice writing his or her first name outside using sidewalk chalk or a stick to write in the sand.	<b>31</b> NEW YEAR'S EVE





# Activity Time!

LEARNING TO WRITE

Write your name here

**HELLO**  
MY NAME IS

Draw a picture of yourself here

ABCDEFGHIJKLMNOPQRSTUVWXYZ

# January 2023

Counting and Numbers | Numbers here, numbers there



SUNDAY	MONDAY	TUESDAY	WEDNESDAY	THURSDAY	FRIDAY	SATURDAY
<b>1</b> NEW YEAR'S DAY Read "Chicken Soup with Rice" by Maurice Sendak and talk about the months of the year.	<b>2</b> Ask your child to help you make dessert. Have your child measure and stir the ingredients.	<b>3</b>	<b>4</b> NATIONAL SPAGHETTI DAY Make spaghetti for dinner. Have your child set the table.	<b>5</b> Talk about chores. Assign some chores your child can help with at home.	<b>6</b> CUDDLE UP DAY	<b>7</b> BUBBLE BATH DAY
<b>8</b> Play a new card game, such as UNO. Count the number of the cards in the deck with your child.	<b>9</b> Prepare some snack items that are salty and several that are sweet. After tasting them, ask your child to sort them into groups, salty or sweet.	<b>10</b> Measure your child's height and make a chart to keep track. Measure height each month and add it to the chart.	<b>11</b>	<b>12</b> Give your child a bag with 20 items in it (rocks, beads, buttons). Show a number and have your child count out the correct number of items.	<b>13</b>	<b>14</b> Talk to your child about friends. Talk about befriending someone at school who is new or has few friends.
<b>15</b> NATIONAL HAT DAY Use a newspaper or a paper bag to help your child make a hat.	<b>16</b> MARTIN LUTHER KING JR. DAY	<b>17</b> Teach your child your phone number. Have your child practice writing your phone number.	<b>18</b> WINNIE THE POOH DAY	<b>19</b> ACTIVITY TIME Help your child with the Counting and Numbers activity sheet on the next page.	<b>20</b> FLORIDA ARBOR DAY Go outside and count trees together.	<b>21</b> NATIONAL HUGGING DAY Ask your child to count toys during clean up. Give your child a hug when cleanup is finished.
<b>22</b> Sing a numbers song and practice writing numbers from 1 to 20.	<b>23</b> LIBRARY VISIT DAY Find a book about numbers. "Caps for Sale" by Esphyr Slobodkina is a good choice. Help your child write numbers.	<b>24</b> CELEBRATE LITERACY WEEK Read with your child every day this week.	<b>25</b> Choose a book to read together from the Preschool Booklist.	<b>26</b> Follow a recipe and cook something together.	<b>27</b> Help your child create a nice place to practice reading and writing at home. Keep reading and writing supplies such as book and paper there.	<b>28</b> Read together and ask questions about the book.
<b>29</b>	<b>30</b> CHILDREN'S WEEK FLORIDA	<b>31</b>				

PreK-K Florida Transition to Kindergarten



# Activity Time!

## COUNTING AND NUMBERS

### LET'S COUNT

**1, 2**

ONE, TWO,  
buckle my shoe

**3, 4**

THREE FOUR,  
shut the door

**5, 6**

FIVE, SIX,  
pick up sticks

**7, 8**

SEVEN, EIGHT  
lay them straight


**9, 10**

NINE, TEN  
a big fat hen

I am \_\_\_\_\_ years old.

# February 2023

Understanding Time | Tick tock, tick tock



SUNDAY	MONDAY	TUESDAY	WEDNESDAY	THURSDAY	FRIDAY	SATURDAY
			1 On a walk or drive, look for street signs. Talk to your child about the shapes and colors, and what they mean.	2 GROUNDHOG DAY Go outside and stand in the sunshine together. Ask your child "Is your shadow bigger or smaller than you are?"	3 Practice washing hands for 15 seconds (the same time it takes to sing "Happy Birthday" twice).	4 Hand art! Get creative with your child by doing a handprint art piece. Trace or use finger paint.
5 LIBRARY VISIT DAY Find a book about telling time. After reading, see how many times your child can write his or her name in 1 minute.	6	7	8 Talk with your child about the different ways people travel, both long ago and current day.	9	10 Race with your child: first, walking, then skipping, and last — running.	11 MAKE A FRIEND DAY Ask about the names of your child's friends. What does your child like best about each friend?
12 LINCOLN'S BIRTHDAY Show your child Abraham Lincoln's picture on a penny. Ask your child to sort the pennies from a variety of coins.	13 Help your child make Valentine cards for friends and family.	14 VALENTINE'S DAY Cook a Valentine's Day meal together and use a timer to see how long it takes to cook.	15	16 Play the "quiet game" together. Try to be still and quiet for 1 full minute.	17	18 Give your child a timer. Ask your child to brush his or her teeth for 2 minutes.
19	20 ACTIVITY TIME Help your child with the Understanding Time activity sheet on the next page.	21	22 Time your child to see all the things he or she can do in 1 minute.	23	24 Sing "Hickory Dickory Dock" with your child.	25 Have your child use the words "today," "yesterday" and "tomorrow" in separate sentences.
26 Give your child a paper circle and ask him or her to write the numbers that are on a clock.	27 With your child, write the time he or she got up today and the time to go to bed later.	28 Sing "The Days of the Week" song with your child in Spanish and English.				

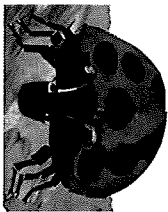




# Activity Time!

## UNDERSTANDING TIME

This activity requires cutting parts of the page. We recommend printing on a one-sided sheet of paper.



The Grouchy Ladybug  
Eric Carle

### Read the book "The Grouchy Ladybug" by Eric Carle.

As you read, point out the clock on each page and notice when different events happen in the story.

You can use these questions for discussion:

Where is the clock on this page?  
Who did the Grouchy Ladybug meet at this time?

**Bonus Activity:** Create a ladybug clock and use it to understand the sequence of events in the story.

### Ladybug Clock



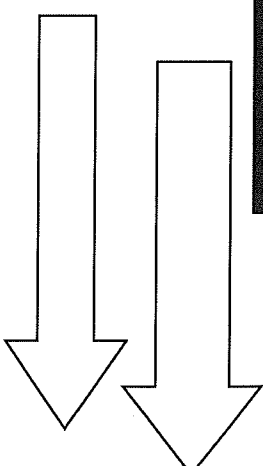
#### Craft Supplies:

- Ladybug cut-outs
- Paper Plate
- Glue
- Scissors
- Crayons or Markers
- Cardboard
- Pin fastener

#### Bonus Activity Instructions:

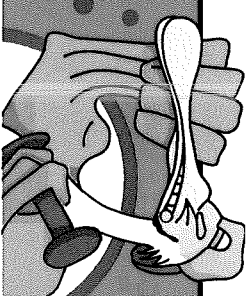
Cut out your ladybug head, eyes, and legs.

### Cut out the clock hands



# March 2023

Motor Skills | Keep on movin'



SUNDAY	MONDAY	TUESDAY	WEDNESDAY	THURSDAY	FRIDAY	SATURDAY
			1	2	3	4
				<p>READ ACROSS AMERICA Read a book that has a character that looks or acts different from you</p>		<p>Talk with your child about things that make them happy, sad, scared or excited.</p>
5	<p>LIBRARY VISIT DAY Can you find a book that's all about how our bodies work? After reading, help your child draw and label his or her body.</p>	7	8	9	10	11
		<p>HOPPING DAY Play hopscotch or jump rope with your child.</p>		<p>Sing "Head, Shoulders, Knees and Toes" with your child and touch the body parts as you sing.</p>		<p>Help your child practice putting on shoes and tying shoelaces.</p>
12	13	14	15	16	17	18
	<p>Take your child outside to find things that are green. Sort them into 2 groups: living and non-living.</p>		<p>RUNNING DAY Take your child to a park and see how far you can run together in 5 minutes.</p>		<p>ST. PATRICK'S DAY</p>	<p>Help your child practice making straight lines by using a ruler. Count the number of lines your child makes.</p>
19	20	21	22	23	24	25
	<p>FIRST DAY OF SPRING Ask your child to get dressed without your help.</p>	<p>Help your child trace their hand, color it in and use safety scissors to cut it out.</p>		<p>Have your child stand in one place and guess how many steps away you are. Ask your child to walk to you and count the steps along the way.</p>		<p>Ask your child to draw a picture of something that you can see outside in spring.</p>
26	27	28	29	30	31	
	<p>Help your child make a circle by tracing around the bottom of a plastic cup.</p>		<p>ACTIVITY TIME Help your child with the Motor Skills activity sheet on the next page.</p>		<p>Ask your child to walk backwards. How far can they go?</p>	



# Activity Time!

## MOTOR SKILLS

This activity includes cutting out objects from the page. We recommend printing on a one-sided sheet of paper.



### Read the book “From Head to Toe” by Eric Carle.

As you read, point at the body parts being mentioned. Ask your child to point at each of his or her body parts as they are mentioned in the story.

**Bonus Activity:**  
Play the game “Simon Says”  
using the body parts.



Left Arm



Right Arm



Body



Left Foot



Right Foot



DIVISION OF  
**Early Learning**  
LEARN EARLY. LEARN FOR LIFE.

**PreK**  **Kindergarten**  
Florida Transition to

# April 2023

Making New Friends | Celebrate new and old friendships




SUNDAY	MONDAY	TUESDAY	WEDNESDAY	THURSDAY	FRIDAY	SATURDAY
						1 APRIL FOOL'S DAY Begin talking about kindergarten with your child.
2 NATIONAL PEANUT BUTTER AND JELLY SANDWICH DAY Have your child make a peanut butter and jelly sandwich.	3 🏠	4 Teach your child to play a simple board game. Invite a friend over to play the game.	5	6 🧩 Work together to cut out paper shapes and glue them together to make a picture of your home.	7	8 🎵 Put some favorite music on and dance together.
9 🧩 Do a jigsaw puzzle with your child. Practice taking turns adding pieces.	10	11 📖 Play a rhyming word game. Think of a word and ask your child to say a word that rhymes with it, like "bat" and "cat."	12	13 🐾 Play hide and seek with your child and some friends.	14 🐬 NATIONAL DOLPHIN DAY Read a book about dolphins with your child.	15 🎨 Ask your child to draw a picture of his or her best friend on a piece of paper.
16 📖 ACTIVITY TIME Help your child with the Making New Friends activity sheet on the next page.	17 💰	18 See if you can make instruments from objects in your home. Make some music with your child.	19	20 👤 LOOK ALIKE DAY Help your child and a friend dress alike today.	21	22 ♻️ EARTH DAY Help your child find household items that should be recycled, like plastic bottles, aluminum cans and paper.
23 📖 LIBRARY VISIT DAY Find a book about friends. Help your child write about a friend.	24 🎨	25	26 📖 TELL A STORY DAY Ask your child to tell a story about something he or she did with a friend, using the words "first," "next," and "last."	27	28 👤 Have your child help a neighbor or friend with a chore.	29 📅 Call your school district and check the dates for kindergarten registration. Schedule a school visit for you and your child.
30	Have your child draw or color with a friend or sibling.					

Pre-K-K Florida Transition to Kindergarten



# Activity Time!

## MAKING FRIENDS



### Check out the book “Making Friends” by Fred Rogers.

### Good friend's qualities


Read out loud together with your child. After you finish the book, talk about some qualities that good friends have. Help your child write a list of qualities that make a good friend.

---

---


---

---



# May 2023

Self Awareness | All the things I can do



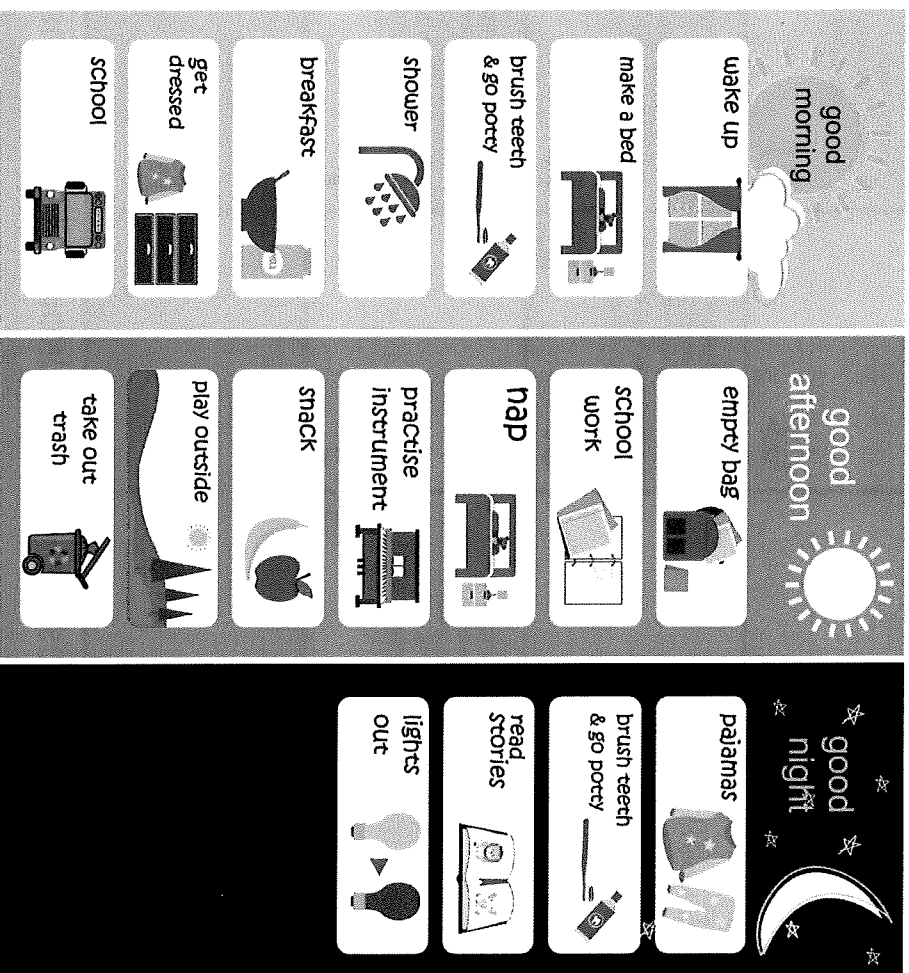
SUNDAY	MONDAY	TUESDAY	WEDNESDAY	THURSDAY	FRIDAY	SATURDAY
	1 Ask your child "Can you draw a picture of something you learned today, and something you want to learn later?"	2 Invite a friend over to play. Before they arrive, talk with your child about ways to share toys and take turns.	3	4 STAR WARS DAY Provide props and let your child act out part of the Star Wars story.	5 CINCO DE MAYO Help your child make maracas by filling plastic eggs with rice. Play Mexican music and dance together.	6  NATIONAL FROG JUMPING DAY Ask your child to jump like a frog and measure how far he or she goes.
7 Ask your child to tell you words that rhyme with May.	8 Help your child develop independence by practicing everyday skills (e.g., buttoning and unbuttoning, zippers, tying shoes).	9	10 While outside, give your child a few balls of different sizes. Ask your child to throw the balls in the air and see which one goes highest.	11  Talk to your child about taking care of books. Show your child each part of a book (front cover, pages, back cover).	12	13
14	15	16 Go outside and blow bubbles together. Use different bubble wands and see which one makes the biggest bubbles.	17	18 Gather some lids from different-sized jars or containers. Ask your child to put the lids in order from smallest to largest.	19	20 Have your child use blocks and toys to make a neighborhood map. Use toy cars to "drive" around and ask your child to tell you about each place.
21	22 Can you find a book about learning a new skill? After reading, help your child draw or write about something they can do.	23	24 Help your child learn to skip. Practice skipping on the grass and on pavement.	25  Use your hands and mouth to create sound patterns (clap, snap your fingers, click your tongue). Ask your child to repeat them.	26	27  Have your child cut out pictures from magazines that show different emotions. Ask which pictures show emotions such as happy, sad, mad or scared.
28	29 Try using Play-Doh with your child. Make different shapes by pinching, rolling, poking and squeezing the Play-Doh.	30	31 Celebrate your child's accomplishments. Ask if there is a new activity your child wants to try.			





# Activity Time!


I CAN DO THIS ON MY OWN





















**Read through the  
schedule together  
and circle the  
activities your  
child can do  
independently.**

# June 2023

## Understanding Feelings | Talk About Feelings



SUNDAY	MONDAY	TUESDAY	WEDNESDAY	THURSDAY	FRIDAY	SATURDAY
				 <b>1</b> ACTIVITY TIME Help your child with the Understanding Feelings activity sheet on the next page.	 <b>2</b> Ask your child "What are some things that make you happy? What things make you sad?"	 <b>3</b> NATIONAL DOUGHNUT DAY Buy a dozen doughnuts. Have your child count the doughnuts to find out how many make a dozen.
 <b>4</b> NATIONAL TRAILS DAY Let's go outside! Take your child to a park, nature trail or playground. Don't forget water bottles and snacks.	<b>5</b>	 <b>6</b> Go outside with your child and look up at the night sky. Ask your child what they see and how it is different from the daytime sky.	<b>7</b>	 <b>8</b> BEST FRIEND DAY Ask about your child's best friend. Ask your child to tell you what makes them a good friend.	 <b>9</b> Let's explore water! Outside, fill various containers with water. Let your child play using cups, food coloring, squirt bottles and sponges.	<b>10</b>
 <b>11</b> Make a United States flag out of paper. Cut out red and white stripes and glue them on paper. Ask your child "How many stripes of each color are there?"	 <b>12</b> LIBRARY VISIT DAY Look for a book about emotions or feelings. After reading, help your child draw or write how he or she is feeling right now.	<b>13</b>	 <b>14</b> FLAG DAY Take a walk with your child and count how many flags you see.	 <b>15</b> Play "I spy": say the first letter sound in a word and have your child guess the object. Example: "I spy something that starts with /d/. (door)"	<b>16</b>	 <b>17</b> Ask your child to tell you about a time he or she was happy, sad, surprised, scared or disappointed.
 <b>18</b> FATHER'S DAY With help from mom or an older sibling, let your child make breakfast for dad or granddad.	<b>19</b>	<b>20</b>	 <b>21</b> FIRST DAY OF SUMMER Have your child draw a picture that makes him or her think of summer.	<b>22</b>	 <b>23</b> NATIONAL PINK DAY Make pink lemonade together with your child.	<b>24</b>
 <b>25</b> Invite one of your child's friends over to play. Give them items like Play-Doh they can use to play pretend grocery store or restaurant.	<b>26</b>	 <b>27</b> SUNGLASSES DAY What if a pair of old glasses had magic powers? Ask your child to tell a story about using them, with 'first,' 'next' and 'last.'	<b>28</b>	 <b>29</b> Play a game like "hide and seek" or "duck, duck, goose" outside with neighborhood friends and family.	<b>30</b>	







# Activity Time!

## FEELINGS AND EMOTIONS

Help your child identify all the emotions and feelings shown on the page. Each day this month, ask how your child is feeling.




**Bonus Activity:** Ask your child if an event during the day made him or her feel an emotion. Can your child create a drawing of the event?



# July 2023

Kindergarten Readiness Month | Ready for kindergarten?



SUNDAY	MONDAY	TUESDAY	WEDNESDAY	THURSDAY	FRIDAY	SATURDAY
						1 Play a simple board game, such as Candy Land, with your child. Talk about the importance of taking turns.
2 Play some marching band music for your child and march together like parade bands do.	3	4 INDEPENDENCE DAY Take your child to watch a parade, fireworks, or both!	5	6 Read your child a book and ask questions about the characters in the book.	7	8 Have your child make a pattern using shapes. (Example: square, circle, triangle, square, circle, triangle.) Draw the shapes or use paper cutouts.
9	10 Give your child a magnet. Ask your child to find things around the house the magnet will stick to or pick up.	11	12 Take some teddy bears or stuffed animals outside and have a teddy bear picnic with your child.	13	14 COUNTDOWN TO KINDERGARTEN Use a calendar or list the days until kindergarten on a strip of paper. Put an X on the day that kindergarten starts.	15
16 Talk about the rules at home and ask your child what kinds of rules kindergarten will have.	17 LIBRARY VISIT DAY Find a book about starting a new school year. After reading, help your child connect the book to his or her life.	18	19 Ask what your child will do to make new friends in kindergarten.	20 NATIONAL LOLLIPOP DAY Get your child to try a new flavored lollipop.	21	22 ACTIVITY TIME Help your child with the kindergarten Readiness activity sheet on the next page.
23	24 PARENTS' DAY	25 Pretend to be a P.E. teacher. Have your child run, jump, stretch and touch toes. Then let your child take a turn being the teacher.	26	27 Give your child some coins to sort. Talk about the different types of coins.	28	29 Talk about various pet animals with your child and how each one is cared for. Ask your child which pet they would like to have.
30	31					

Pre-K to K Florida Transition to Kindergarten

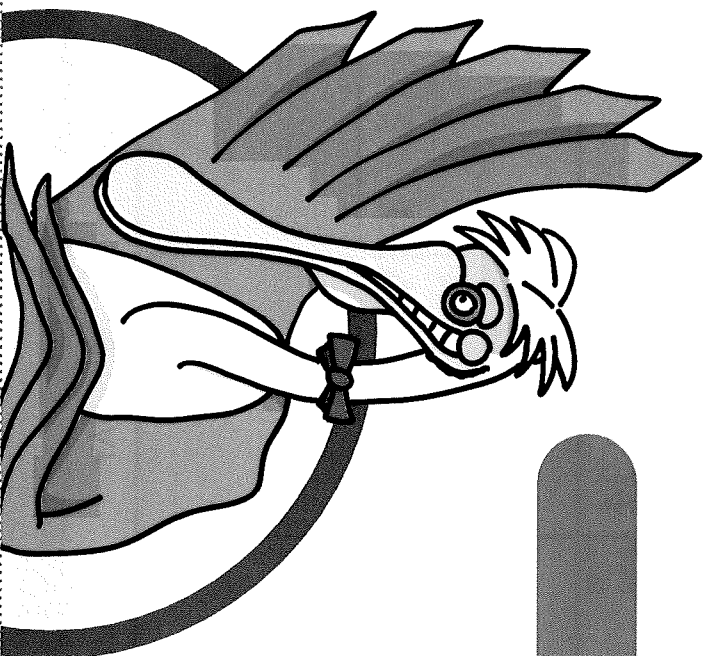


# Activity Time!

## EXPLORE KINDERGARTEN






Download the Kindergarten Scavenger Hunt activity sheet. Visit your child's school and complete the scavenger hunt.

[Click here to download](#)



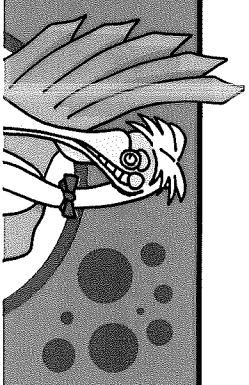
### Explore Kindergarten: Team Scavenger Hunt

Welcome to Kindergarten!  
It's time for an adventure around  
the school with your teacher.  
Find the places on the list and  
mark them off as you go.

Let's begin in the classroom:		
 The place where I keep my things Add hint here. Click box to add image.	 The place where I sit Add hint here. Click box to add image.	 The classroom learning areas
 The place where we line up to leave the classroom Add hint here. Click box to add image.	 My classroom's restroom Add hint here. Click box to add image.	

# August 2023

New Kindergarten Routines | Hello kindergarten!



SUNDAY	MONDAY	TUESDAY	WEDNESDAY	THURSDAY	FRIDAY	SATURDAY
		1 Begin a school morning routine with your child.	2	3 "I CAN BRUSH MY TEETH" Help your child set up his or her toothbrush and have your child brush their teeth on their own.	4	5 Begin a bedtime routine to help your child build good habits for school.
6	7 "I CAN GET DRESSED" Have your child get dressed for school.	8	9 Talk to your child about what to expect in kindergarten.	10	11 Ask your child to tell you what he or she needs to do to be a good friend.	12
13 Bake cookies with your child and, together, count the number of cookies you make and eat.	14	15 LIBRARY VISIT DAY Find a book about starting school. After reading, help your child make a list of school activities by drawing or writing.	16	17 Paint with ice; make colorful ice cubes with food coloring. Use the ice to paint on paper.	18	19 Play "guess that taste." Put a variety of foods on a plate. Ask your child to taste and identify the food with closed eyes or a blindfold.
20	21 Have your child explore objects in your house. Which ones are hard or soft? Heavy or light?	22	23 Play school! Take turns with your child, pretending you are the student or the teacher.	24	25 ACTIVITY TIME Help your child with the New Kindergarten Routines activity sheet on the next page.	26
27 During bath time, let your child use plastic containers of different sizes to measure water. Talk about the idea of more or less.	28	29 Take your child to the grocery store. Look at apples and talk about the different colors, shapes and sizes.	30	31		




# Activity Time!

NEW KINDERGARTEN ROUTINES

Sing the ABC song. Circle the letters of your name.


My name is \_\_\_\_\_.

My name begins with the letter \_\_\_\_\_.



# September 2023

Setting Goals | Check in with your child's teacher and set goals




SUNDAY	MONDAY	TUESDAY	WEDNESDAY	THURSDAY	FRIDAY	SATURDAY
						<div>1</div> <div>2</div> <p>Show your child pictures of people who have different facial expressions. Ask your child how each person is feeling and why they might feel that way.</p>
3	<div>4</div> <p>LABOR DAY Give your child a simple chore to do each day to help the family, such as setting the table for dinner.</p>	5	6	7	8	9
<div>10</div> <p>Have your child draw a picture of his or her dad or grandfather. Ask your child "How are you alike or different?" from dad or grandfather.</p>	<div>11</div> <p>LIBRARY VISIT DAY Check out a book about animal babies. After reading, help your child draw and write about his or her favorite animal baby.</p>	12	13	14	15	16
<div>17</div> <p>Count the number of times your child can hop on one foot.</p>	18	19	20	21	22	23
24	25	26	27	28	29	30



# Activity Time!

## SETTING GOALS

Fill in the boxes with your child's information and share it with your child's teacher at the next parent-teacher conference.



### GETTING TO KNOW MY CHILD:

Date completed \_\_\_\_\_

Child's name \_\_\_\_\_

Child's birthday \_\_\_\_\_

Allergies (if any) \_\_\_\_\_

My child is afraid of \_\_\_\_\_

My child has an Individualized Education Plan (IEP)  
 YES ☐ NO ☐

### PARENT OR GUARDIAN INFORMATION:

Name \_\_\_\_\_

Phone \_\_\_\_\_

Alternate phone \_\_\_\_\_

Email \_\_\_\_\_

Best time(s) to contact me \_\_\_\_\_


















Preferred method of contact Email ☐ Text ☐ Call ☐

My child's strengths are:	My child needs help with:	My child learns best when:	My child's goals are:
My child's favorite things are:	Our family's needs are:	I would like to be involved in my child's education in these ways:	

# October 2023

Knowing Shapes | Shapes, shapes, shapes



SUNDAY	MONDAY	TUESDAY	WEDNESDAY	THURSDAY	FRIDAY	SATURDAY
 <b>1</b> <b>HOMEMADE COOKIE DAY</b> Bake different shaped cookies with your child. Ask your child to sort them.	 <b>2</b> Say a word and have your child say the opposite word. For example, big and little or hot and cold.	<b>3</b>	 <b>4</b> Ask your child to draw some circles and see what funny faces he or she can draw in them.	<b>5</b>	 <b>6</b> <b>MAD HATTER DAY</b> Have a tea party with your child and make funny hats to wear.	<b>7</b>
 <b>8</b> While riding in the car, ask your child to name the shapes of different street signs.	 <b>9</b> <b>COLUMBUS DAY</b>	<b>10</b>	<b>11</b>	 <b>12</b> Collect different leaves with your child and create art by doing leaf rubbings together.	<b>13</b>	 <b>14</b> Have your child look around the house for things shaped like squares.
<b>15</b>	 <b>16</b> <b>LIBRARY VISIT DAY</b> Find a book about shapes. After reading it out loud, help your child draw or write a list of shapes from the book.	 <b>17</b> Play a game like tic-tac-toe with your child.	<b>18</b>	 <b>19</b> Play hopscotch with your child.	<b>20</b>	 <b>21</b> Nature scavenger hunt! Have your child go outside and look for things shaped like triangles.
<b>22</b>	 <b>23</b> <b>MAKE A DIFFERENCE DAY</b> Do something nice for a neighbor or friend.	<b>24</b>	 <b>25</b> Visit a pumpkin patch and compare different pumpkins shapes, sizes and weights.	<b>26</b>	 <b>27</b> With your child, draw a fall-themed picture.	<b>28</b>
 <b>29</b> <b>ACTIVITY TIME</b> Help your child with the Knowing Shapes activity sheet on the next page.	<b>30</b>	 <b>31</b> <b>HALLOWEEN</b> Visit a supermarket. Ask your child to describe the pumpkins with all five senses (smell, taste, touch, hearing, sight).				


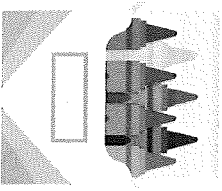





# Activity Time!

## KNOWING SHAPES


Use crayons, colored pencils or color markers to complete this activity.  
Color each shape with the color shown next to the shape's name.



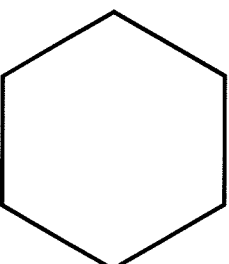
● trapezium



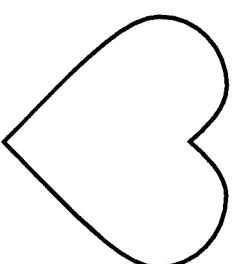
● circle



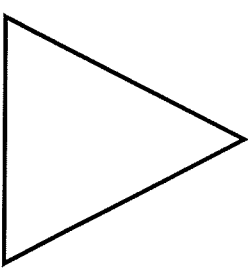
● square




● hexagon




● heart




● triangle



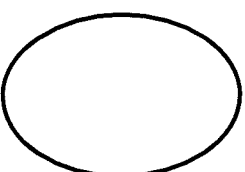
● parallelogram



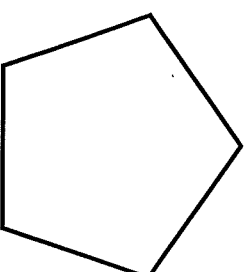
● star



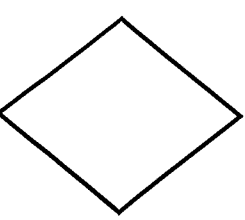
● rectangle



● oval



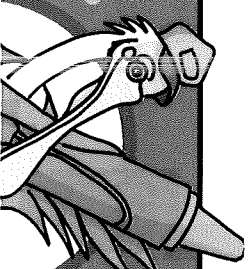
● pentagon



● diamond

# November 2023

Learning Colors | Family Engagement Month



SUNDAY	MONDAY	TUESDAY	WEDNESDAY	THURSDAY	FRIDAY	SATURDAY
			1	2	3	4 Take a walk around the neighborhood with your child and look for your favorite colors.
5 Ask your child "How many colors are in your room?"	6 ELECTION DAY Have your child ask each family member to vote for their favorite food.	7	8 Help your child trace or write color words (blue, orange, red, purple) and match them to the right color.	9	10 Trace your hand and your child's hand. Cut them out and compare sizes.	11 VETERANS DAY Help your child make a thank you card for a veteran.
12	13 When riding in the car, ask your child to look for street signs that are red or orange.	14	15	16 LIBRARY VISIT DAY Find a book about colors. After reading, help your child draw or write about his or her favorite color.	17 Ask your child's teacher or caregiver what skills your child is working on. Find ways to practice these skills at home with your child.	18
19 NATIONAL ADOPTION DAY With your child, draw a picture of your family using as many colors as you can.	20	21 While you are doing laundry, ask your child to sort and match clothes by color.	22 Have your child draw a picture of something to be thankful for.	23 THANKSGIVING DAY With your child, make a list of things your family is thankful for.	24	25 Ask your child to name the colors of the fruit in the produce section at the grocery store.
26 Help your child find the answer to the question "Why is the sky blue?"	27	28	29 ACTIVITY TIME Help your child with the Learning Colors activity sheet on the next page.	30		




# Activity Time!

## LEARNING COLORS

**Read the book titled: “The Crayon Box that Talked” by Shane Derolf.**

As you read the book to your child, ask your child to name the colors shown in the book’s illustrations. Talk to your child about how the colors in the story learned to work together. Give your child some paper and finger paint and let him or her explore how the colors blend and “work together” to create new colors.



# FAMILY RESOURCES

ON THIS PAGE YOU WILL FIND TIPS, GUIDELINES AND TOOLS TO HELP YOU AND YOUR CHILD PREPARE FOR KINDERGARTEN.


Resources for families and children with disabilities transitioning to kindergarten:

- Technical Assistance Training System (TATS) 1-[English](#) and 2-[English](#)
- Florida Early Learning and Developmental Standards Progression to make adaptations for the activities included in the calendar BirthToK – [English](#)

## IN THIS SECTION YOU WILL FIND RESOURCES AND SUGGESTED ACTIVITIES FOR TRANSITIONING TO KINDERGARTEN

Transition to Kindergarten resources and suggested activities:

- Division of Early Learning Transition to Kindergarten Website
- Division of Early Learning Preschool Booklist: [English](#)
- Division of Early Learning Transition to Kindergarten Booklist: [English](#)
- Transition to Kindergarten Toolkit User Guide: [English](#)






### Families

Your child's learning and development starts at home. You are your child's first teacher. Your child's development of values, learning skills and social skills begins at birth. The Florida Early Learning and Developmental Standards will help you support your child's learning and development from birth to age five. These resources will help you understand more about your child's development and find activities and information to use at home with your child.

Select an Age Group:


Post-Three Core



**ON THIS PAGE YOU WILL FIND TIPS, GUIDELINES AND TOOLS TO HELP YOU AND YOUR CHILD PREPARE FOR KINDERGARTEN.**

- Sign Up for Parents' Pages Newsletter

Submit



# FAMILY RESOURCES

## PreK-K Florida Transition to Kindergarten

### How to Have a Smooth Transition to Kindergarten

*Your child may have just started preschool, but soon it will be time to get ready for kindergarten! Use this guide to prepare for the transition to kindergarten.*

#### Prekindergarten Year

- Build good attendance habits.
- Have a backup transportation plan to be sure your child can get to school.
- Regularly ask your child about their school day.
- Read all materials the school sends home.
- Ask a teacher or school staff member how to get involved at your child's school!

#### January - February

Contact your district's Early Childhood department or your child's future elementary school for information on how to register your child for kindergarten and any upcoming kindergarten events.



Take the required documents to the school to complete the enrollment process:

- Birth certificate
- Social Security Card (if available)
- Florida Physical HRS form supplied by a doctor (must be within one year of school start date)
- Florida Immunization Record on HRS hard card supplied by a doctor
- Two forms of verification of address that prove where you live but are NOT your driver's license or state-issued ID card (for example, a utility bill, lease or a contract to purchase a home)

#### March - May



1

#### May - August

- Help your child develop independence by practicing self-help skills (e.g., buttons/unbuttons, buckles/unbuckles, zips, snaps, laces shoes, fastens tabs). See the tip sheet "What Your Child Needs to Know to be Ready for Kindergarten."
- Visit a local library with your child to read and check out books about starting kindergarten. See the Transition to Kindergarten Booklist for a list of suggested book titles.



#### Two weeks before school starts

- Talk with your child about what to expect during the school day and about making new friends.
- Start an evening "going-to-bed" routine and a morning "getting-ready" routine.
- If your child will bring a lunch or snack, practice opening and closing food containers and bags.

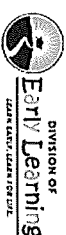
#### One week before school starts

- Plan to attend a back-to-school event to learn more about the school's kindergarten program and to meet your child's teacher.
- Speak with the school nurse and your child's teacher if your child has allergies, dietary restrictions or special needs.
- Practice walking from the school drop-off to the classroom with your child to develop confidence.
- Help your child lay out their clothes and backpack to get ready for their school routine.



#### First day of school!

- Allow plenty of time to get ready and travel to school.
- Make sure your child and their teacher know how the child will be getting home.
- Have fun and celebrate the first day of kindergarten together!



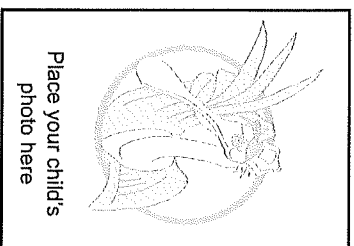
This content is provided by the Florida Department of Education.

2

# ID CARD

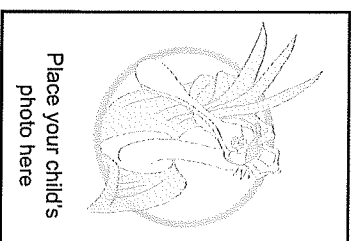
**Cut out and complete these ID Cards before kindergarten starts.  
There are two, just in case one gets lost.**

## ID CARD



Name \_\_\_\_\_  
Address \_\_\_\_\_  
City \_\_\_\_\_  
State \_\_\_\_\_ Zip \_\_\_\_\_  
Phone \_\_\_\_\_ Age \_\_\_\_\_  
Height \_\_\_\_\_ Weight \_\_\_\_\_ Eye Color \_\_\_\_\_

## ID CARD



Name \_\_\_\_\_  
Address \_\_\_\_\_  
City \_\_\_\_\_  
State \_\_\_\_\_ Zip \_\_\_\_\_  
Phone \_\_\_\_\_ Age \_\_\_\_\_  
Height \_\_\_\_\_ Weight \_\_\_\_\_ Eye Color \_\_\_\_\_

